

SPEC. F1614E-1

Date: December, 1999

SPECIFICATION

“NISSHA”

EARTH BOY Series

Hydraulic Earth Drilling Rig

Model : ED5500

(Hollow type kelly bar version)

Quantity: _____ unit

December, 1999

NIPPON SHARYO, LTD.

Nagoya, Japan

Tel: 81 - (52) -623-3329

Fax: 81 - (52) -623-4349

Due to company policy of continuous development and improvement, the right is reserved to change the specifications without notice.

CONTENTS

	Page
1. GENERAL CONDITIONS	2
2. FEATURES.....	4
3. SPECIFICATIONS OF EARTH DRILLING RIG	6
4. GENERAL VIEW OF DE5500 + ϕ 1800 BUCKET.....	8
5. GENERAL VIEW OF DE5500 + ϕ 1800 BUCKET..... (Standard operation radius)	9
6. GENERAL VIEW OF DE5500 + ϕ 1800 BUCKET..... (Minimum operation radius)	10
7. GENERAL VIEW OF DE5500 + ϕ 1800 BUCKET..... (Maximum operation radius)	11
8. CRANE WORK (AUXILIARY HOOK).....	12
9. CONTROLS AND INSTRUMENTS.....	13
10. ROPE REEVING CHART.....	15
11. WEIGHT AND DIMENSIONS FOR TRANSPORTATION..	16
12. SCOPE OF SUPPLY.....	17

Due to company policy of continuous development and improvement, the right is reserved to change the specifications without notice.

1. GENERAL CONDITIONS

This specification shall cover the standard specification of NISSHA, Hydraulic earth drilling rig; model ED5500 (here-in-after called "The machine") manufactured by NIPPON SHARYO, LTD.

The general arrangement and principal dimensions of the machine are shown in the drawings attached.

1) DESIGN AND WORKMANSHIP

The machine shall be designed to perform the maximum efficiency with the least fuel consumption and the lowest maintenance costs.

The workmanship shall be of the first class in all respects.

The machine shall be built for simple mechanical arrangement and easy in inspection and maintenance.

2) MATERIALS

The materials used in the manufacture of the machine shall be of the highest quality, free from defects and imperfections.

Principal materials such as bolts, nuts, seals and steel plates used in the machine confirm to the Japanese Industrial Standards. (Almost equal to ISO)

3) TEST AND INSPECTION

Routine test and inspection in our factory shall be final.

4) PAINTING AND LETTERING

Under-coating by anti-rust paint and enamel finishing shall be performed in accordance with manufacturer's standard practice.

Main parts of the equipment shall be painted in NISSHA Green and other equipment in manufacturer's standard.

5) LANGUAGE AND UNIT OF MEASUREMENT

All documentation, such as specifications, manuals, etc. shall be written in English and all of equipment shall be designed in metric system.

6) SERVICE CONDITIONS

The equipment shall meet the following service conditions.

Ambient temperature: -10 °C or higher and 40 °C or lower.

Due to company policy of continuous development and improvement, the right is reserved to change the specifications without notice.

7) WARRANTY

All the machines specified herein shall be warranted by us for a period of twelve (12) calendar months after the date of being to put into operation, or fourteen (14) months after the date of shipment at a Japanese port, or one thousand engine operation hours according to the service hour meter, whichever is soonest.

The warranty shall cover defects in design, materials and workmanship only, shall not applicable to damage sustained mishandling of the machine or normal wear and tear.

The warranty shall not be applicable to the parts and materials mentioned below.

- 1) Linings as brake/clutch bands and disc.**
- 2) Wear plates**
- 3) Wire ropes**
- 4) Rubber made parts**
- 5) Seals as o-rings, seal rings, back-up rings, etc.**
- 6) Gaskets and sheet packings**
- 7) Filter elements**
- 8) Batteries**
- 9) Electric wiring**
- 10) Glasses**
- 11) Other quick moving parts**
- 12) Lubricants**

... concluded

Due to company policy of continuous development and improvement, the right is reserved to change the specifications without notice.

2. FEATURES

1) High performance in deep drilling of 58m

The machine is specially designed for deep bored pile construction work.

Boom length	Kelly bar – No. of stage	Kelly bar length (Retracted)	Standard drilling depth		Drilling depth with 10m extension stem	
			High position	Low position	High position	Low position
23m	4-stage	Min. 16.6m	55m	58m	65m	68m

2) Hydraulic cylinder supported type kelly drive

A stable positioning of the kelly drive by a hydraulic cylinder eliminates swaying of the kelly bar and gives a high degree of vertical drilling accuracy compared to the conventional rope-suspension type machines.

3) Compact design

The rear end radius of the machine is so compact as 3570mm at the end of its counter weight which allows it to work in confined area.

4) Versatile operating radius

The operating radius can be easily adjusted from 3802mm to 5408mm (Boom angle : 83.5° to 79.5°) which allows to apply to wide operation range.

5) Robust suspension rope of 25mm in diameter plus large braking capacity

Adaptation of ϕ 25mm suspension rope for the kelly bar prolongs the life time of the suspension rope and minimizes rope maintenance work.

A large brake drum provided with cooling fins is suitable for a heavy duty drilling work.

6) High power diesel engine of 155 PS

A powerful diesel engine allows the machine to maneuver simultaneous operations and assures it to operate efficiently.

7) Powerful drilling torque of 6.0 ton-m and long thrusting stroke of 500mm

The maximum torque of 6.0 ton-m for forward and reverse directions conforms to the widespread stratum

8) Low winch speed control

Winch rope line speed can be controlled at the desired speed of 100% to 17% of its rating.

Due to company policy of continuous development and improvement, the right is reserved to change the specifications without notice.

9) Easy maintenance

Adopting floating ring seals in drive tumblers, take-up tumblers and lower track rollers, and sealed bearings to every sheaves require minimum daily maintenance service. A grease-bath type swing pinion gear prolongs its service interval.

10) Low fuel consumption

The machine is powered by a direct fuel injection type diesel engine with a pair of variable displacement type plunger pumps of efficient performance, accordingly economical operation can be assured.

Due to company policy of continuous development and improvement, the right is reserved to change the specifications without notice.

3. SPECIFICATIONS OF EARTH DRILLING RIG

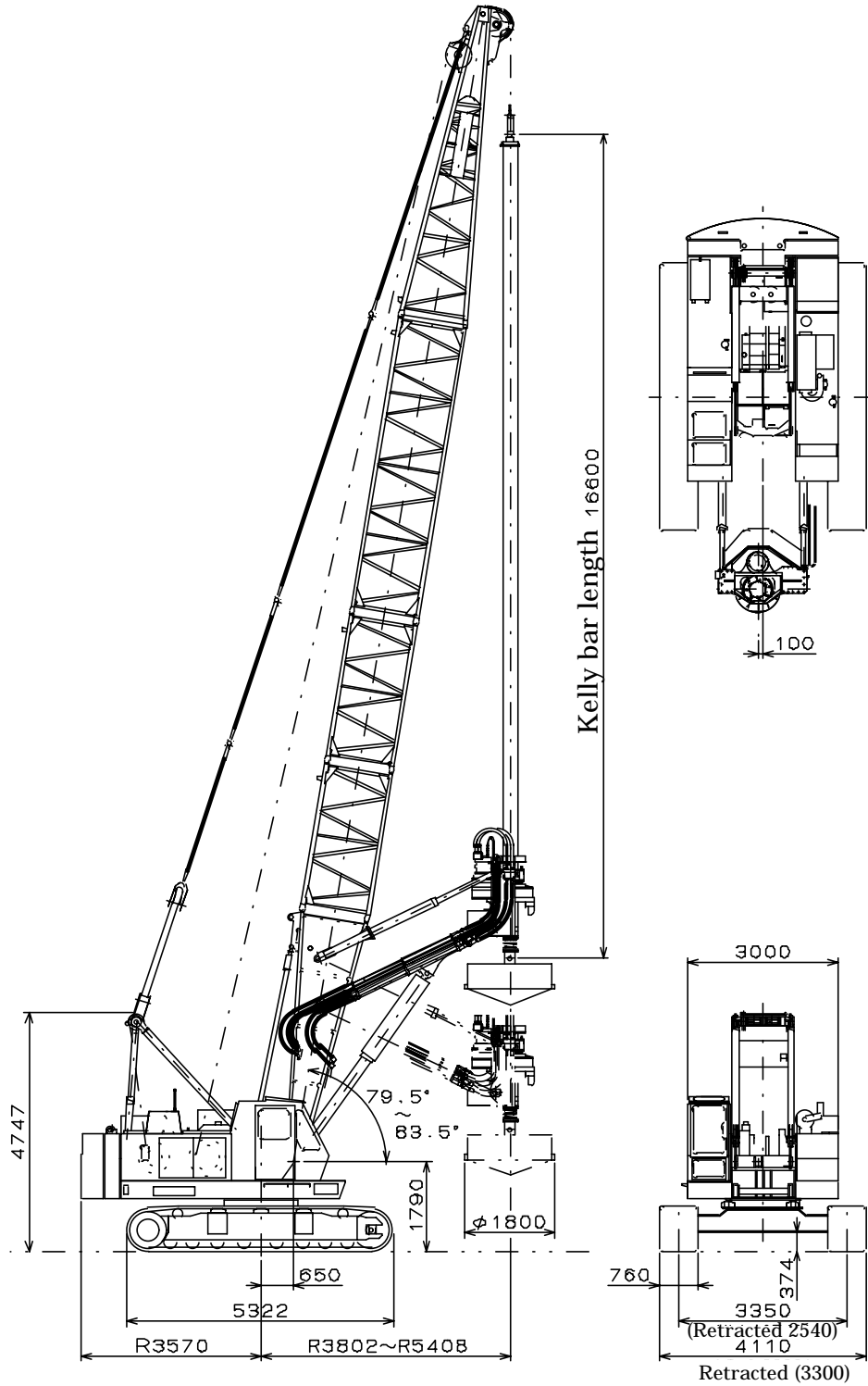
3.1	Model	NISSHA ED5500 (Earth boy)
3.2	Manufacturer	NIPPON SHARYO, LTD.
3.3	Type	
1)	Type of bucket	Rotary bucket (Bottom open)
2)	Drive system	Fully hydraulic drive
3)	Travel system	Self-propelled with crawlers
4)	Type of boom	Lattice boom: E-50
3.4	Dimensions	
1)	Overall height (Working order)	Approximately 24,700~24,980mm
2)	Overall width (Working order)	4,110mm
3)	Overall length (Without bucket)	Approximately 7,837~9,43mm
4)	Boom length	23,000mm
5)	Swing radius (Without bucket)	
a)	Front end distance from swing center	3,802~5,408mm
b)	Rear end distance from swing center	3,570mm
6)	Working radius	3,802~5,408mm
7)	Front clearance from bucket center	1,152~2,758mm
8)	Dumping height of bucket	Approximately 3,400~4,900mm
9)	Ground clearance of bucket when opened	Approximately 1,700~3,200mm
10)	Crawler length	5,320mm
11)	Crawler width	4,110mm(3,300mm-retracted)
12)	Crawler center to center distance	3,350mm
13)	Shoe width	760mm
14)	Tumbler center to center distance	4,460mm
15)	Ground clearance	374mm
16)	Transportation dimensions of base machine	
a)	Overall height	3,300mm
b)	Overall width	3,300mm
c)	Overall length	6,210mm
17)	Weight	
a)	Operating weight with ϕ 1800 bucket	Approximately 57,800 kg
b)	Base machine	26,800kg
	Counterweight	14,500kg
	Boom	5,100kg
	Front-end attachments	11,400kg
c)	Maximum weight in transportation	26,800kg(Base machine)
18)	Performance	
a)	Travelling speed	*1.3km/hr
b)	Swing speed	3.3 rpm
c)	Gradeability	40%
d)	Average ground pressure	0.80kg/cm ²
e)	Maximum drilling diameter (bore)	
	Regular stratum	1,800mm
	Comparatively soft	2,000mm
f)	Maximum drilling depth	
	With 10m extension stem	68m
	Without extension stem	58m
g)	Kelly bar thrusting stroke	500mm
h)	Bucket speed	*30/15 rpm
i)	Bucket torque(Forward/reverse)	6,000 / 6,000 kg-m

Due to company policy of continuous development and improvement, the right is reserved to change the specifications without notice.

j) Bucket suspension rope speed	
Winding	High/Low
Rewinding	High/Low
k) Boom hoisting rope	Winding
	rewinding
l) Maximum lifting load x operating radius	7.5 ton x 9.1 m
m) Diesel engine	
Manufacturer	HINO MOTOR CO.
Model	EM100 diesel engine
Type	4-cycle, water cooled, vertical
	Direct fuel injection
Output	155PS/2,000 rpm
Maximum torque	57kg.m/1,600 rpm
Fuel consumption rate	170g/PS-H
Batteries	24V-120AH
Fuel tank	250 liters
n) Hydraulic pump	Variable displacement plunger pump: Full power control
	(*marked : varies depending on load applied.)
19) Structure and functions	
a) Travelling device (Track frame)	
Drive system	Hydraulic drive
Steering system	L.H. and R.L. independent drive (Pivot turn / Spin turn)
b) Swing system (Superstructure)	
Swell bearing	Heavy duty ball race bearing with internal gear teeth
Drive system	Hydraulic drive
Swing lock system	Rod tip insertion
c) Boom	
Type	Lattice
Boom hoisting	Rope suspension
d) Kelly drive	
Type	Direct drive
Drive system	Hydraulic drive
Kelly bar	Hollow type, 4-stage telescopic

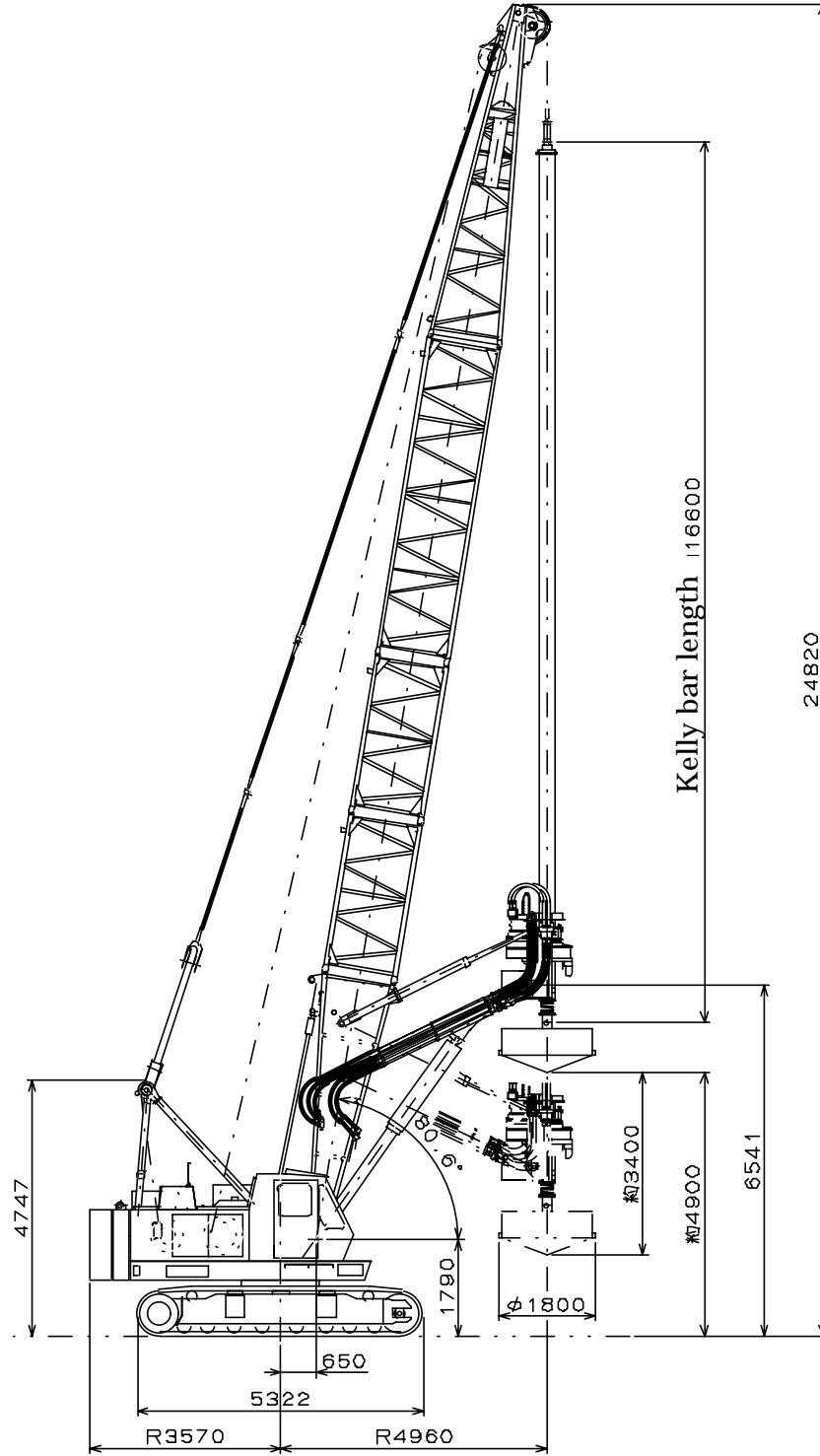
Due to company policy of continuous development and improvement, the right is reserved to change the specifications without notice.

4. General view of ED5500 earth drilling rig with ϕ 1800 bucket



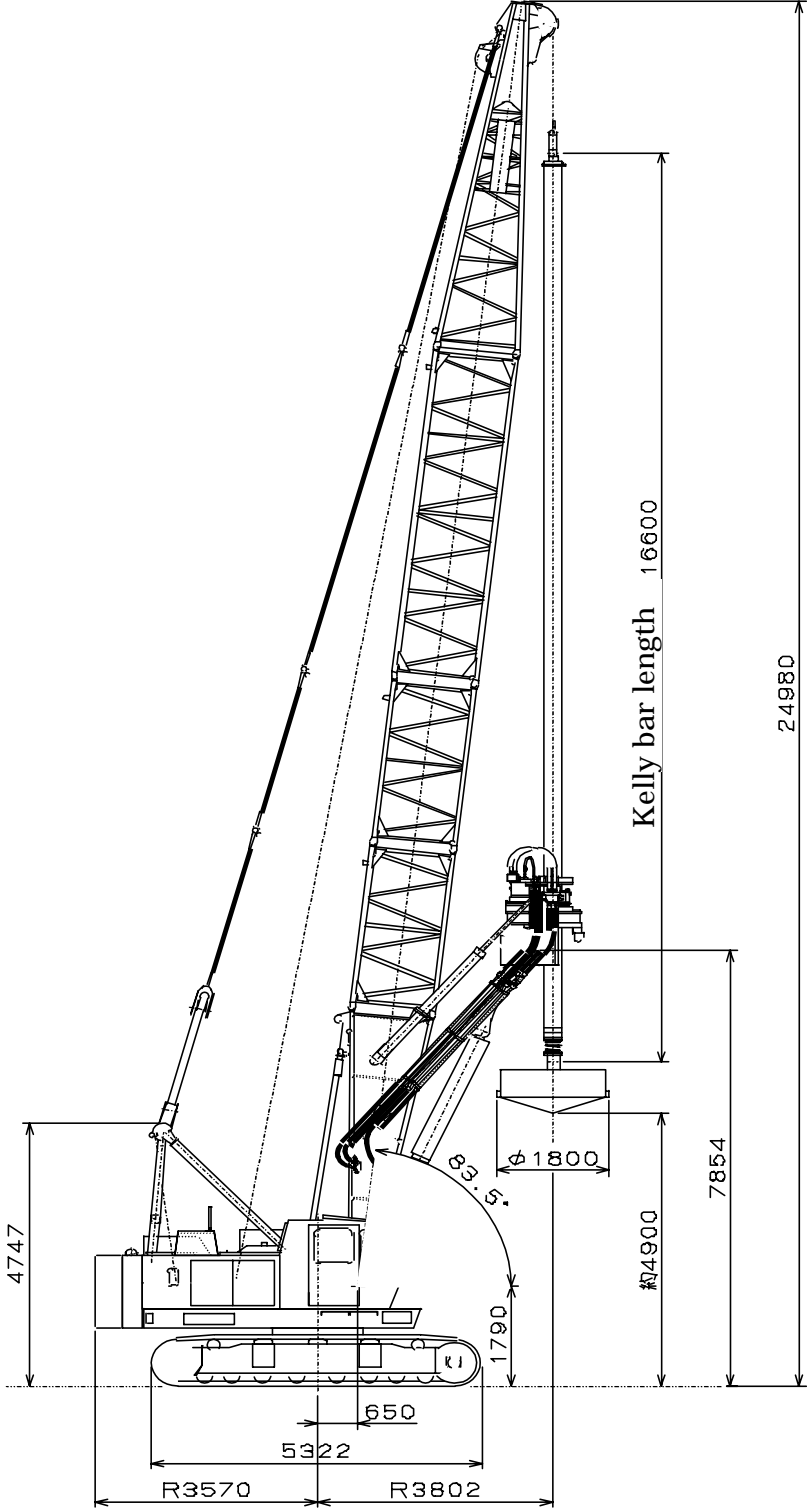
Due to company policy of continuous development and improvement, the right is reserved to change the specifications without notice.

**5. General view of ED5500 earth drilling rig with ϕ 1800 bucket
(Standard operating radius)**



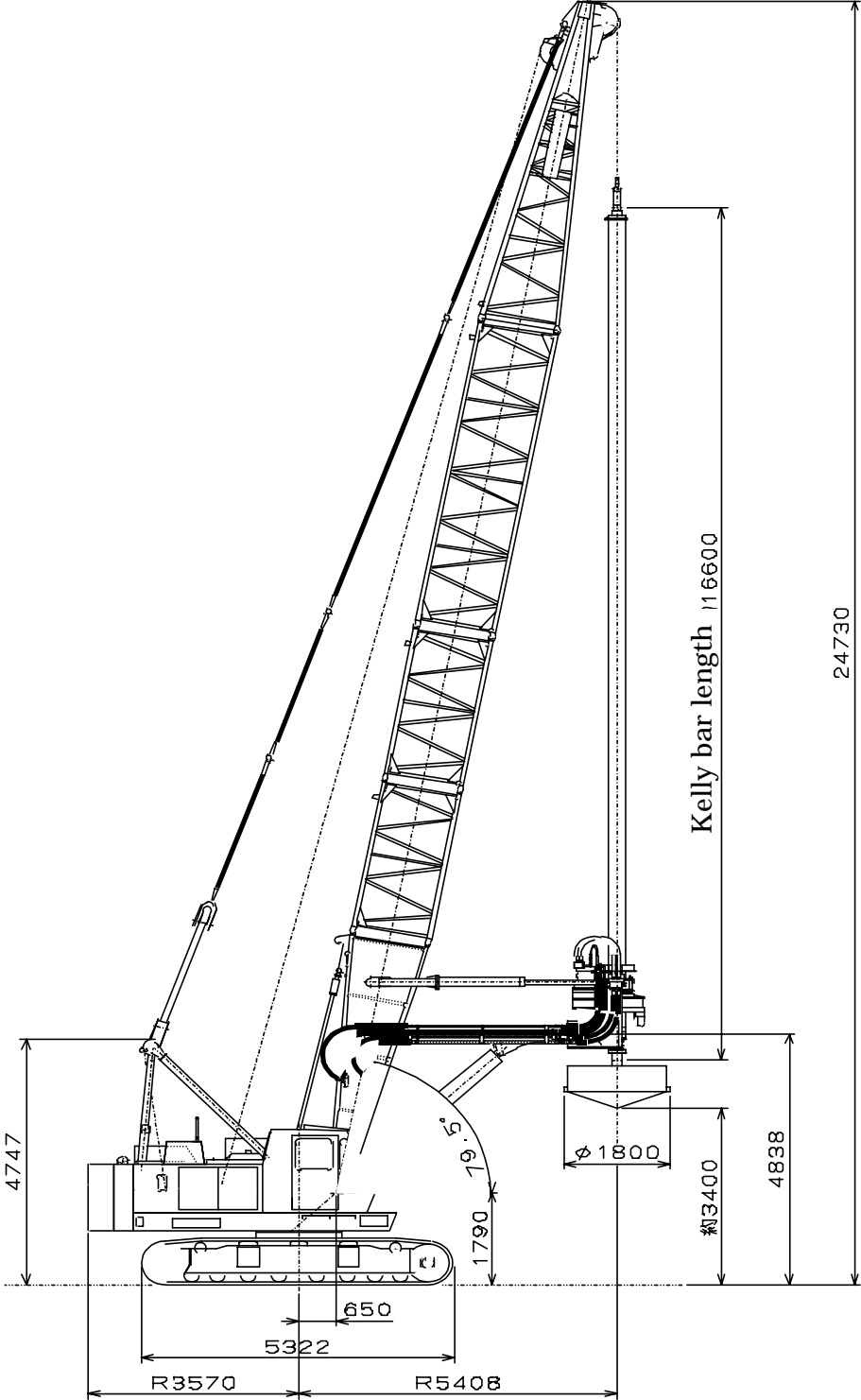
Due to company policy of continuous development and improvement, the right is reserved to change the specifications without notice.

**6. General view of ED5500 earth drilling rig with ϕ 1800 bucket
(Minimum operating radius)**



Due to company policy of continuous development and improvement, the right is reserved to change the specifications without notice.

**7. General view of ED5500 earth drilling rig with ϕ 1800 bucket
(Maximum operating radius)**

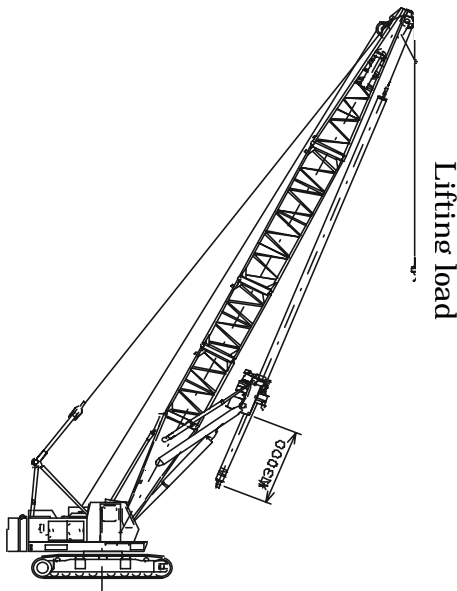


Due to company policy of continuous development and improvement, the right is reserved to change the specifications without notice.

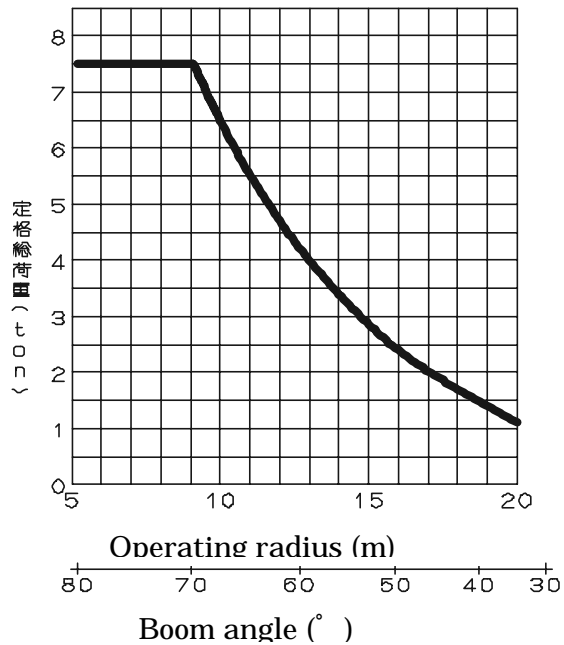
8. Crane work (Auxiliary hook)

Rated lifting load table in crane work of ED5500

Radius (m)	5.2	6.0	8.0	10.0	12.0	14.0	16.0	18.0	20.0
Boom angle (°)	80.0	77.9	72.8	67.4	61.9	56.0	49.7	42.7	34.6
Rated lifting load (t)	7.5	7.5	7.5	6.5	4.7	3.4	2.4	1.7	1.1



Rated lifting load curve of auxiliary hook

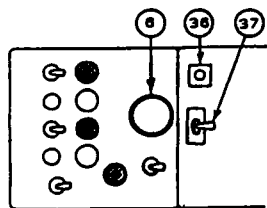
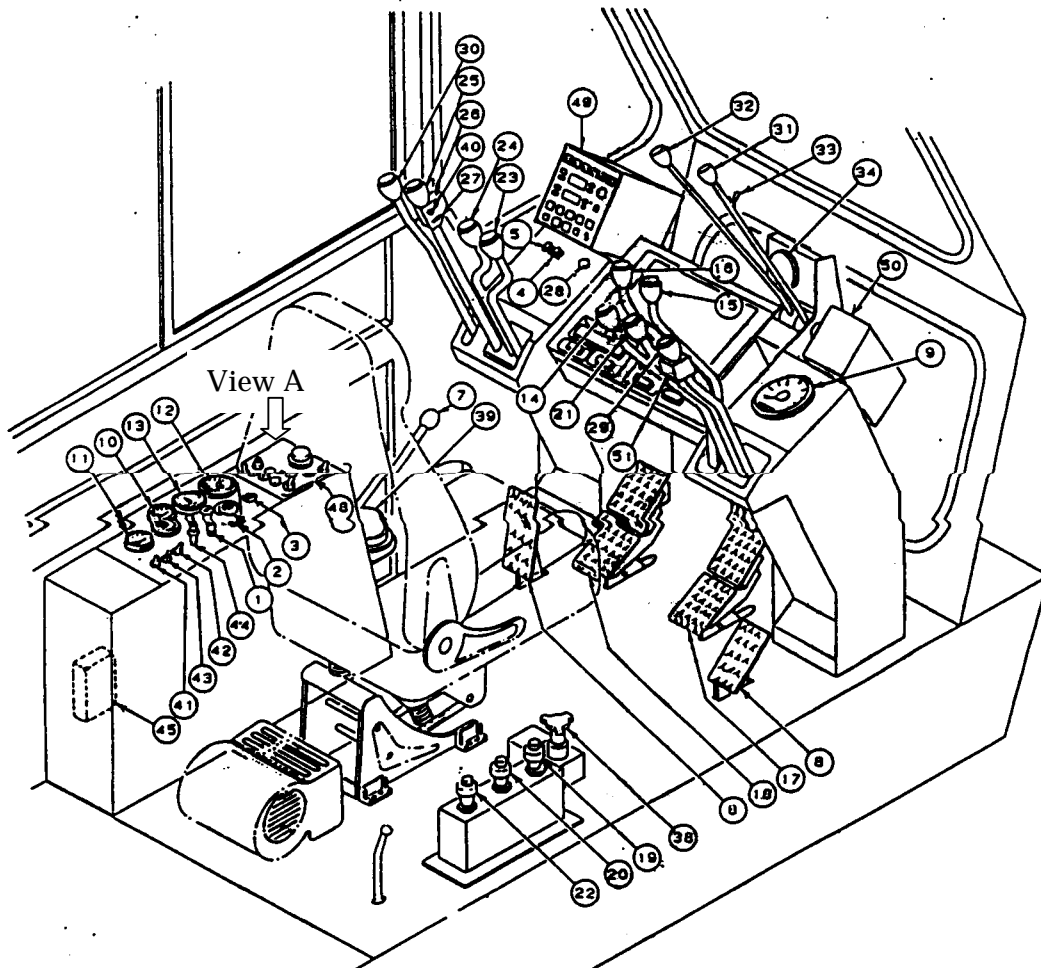


- Note 1 Auxiliary hook is used to lift up various materials as a stand pipe , reinforcement cage and tremie pipes, etc.
- Note 2 The rated lifting loads in the table are given when the machine is on firm and level surface without bucket and its kelly bar to be positioned to protrude approximately 3m from its kelly drive. (78 % of the tipping load)
- Note 3 Actual allowable lifting load shall be reduced the weight of all sling devices as hook from the load in the table.
- Note 4 The weight of 7.5 ton auxiliary hook is 60 kg.

Due to company policy of continuous development and improvement, the right is reserved to change the specifications without notice.

9. Instruments and controls (ED5500)

9.1 Instruments and controls in operator's room



○ パネル面

Due to company policy of continuous development and improvement, the right is reserved to change the specifications without notice.

9.2 Name of instruments and controls in operator's room

Diesel engine controls

1. Battery switch
2. Starting switch
3. Heater signal (Per-heating)
4. Engine lube. Oil pressure pilot lamp
5. Charging lamp
6. Engine stop button
7. Acceleration lever
8. Acceleration pedal
9. Speedometer

10. Water temperature gauge

11. Fuel level gauge

Hydraulic controls

12. Pilot circuit oil pressure gauge
13. Hydraulic oil temperature gauge

Winch control

14. Winch lever
15. Main drum clutch lever
16. Auxiliary drum clutch control lever
17. Main drum brake pedal/pedal lock
18. Auxiliary drum brake pedal/pedal lock
19. Main drum lock knob
20. Auxiliary drum lock knob

Boom control

21. Boom lever
22. Boom drum lock knob

Travelling control

23. R.H. travel lever
24. L.H. travel lever

Swing control

25. Swing lever
26. Swing brake switch
27. Swing lock switch
28. Swing lock lamp

Front-end attachment control

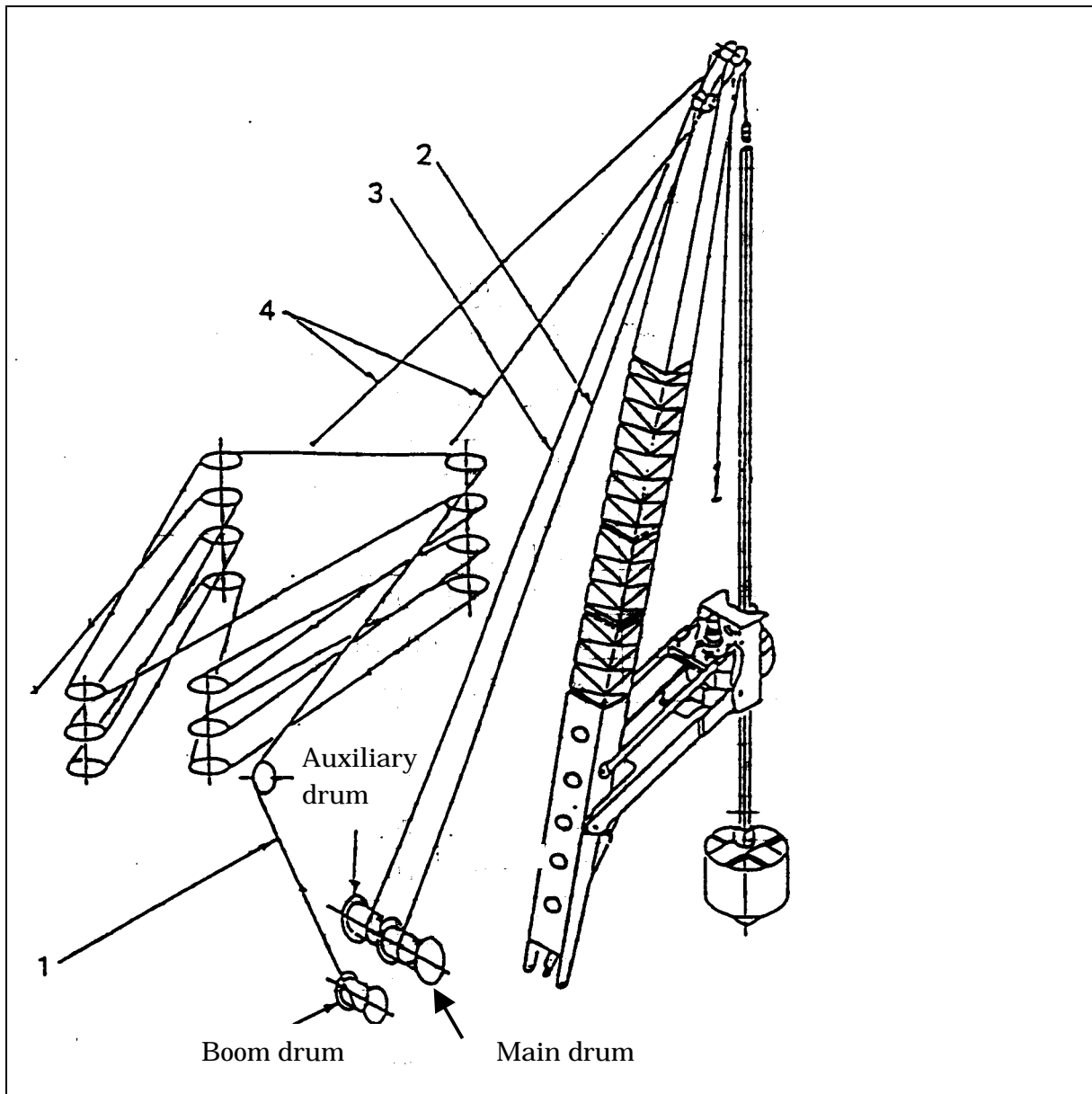
29. Bucket rotation lever
30. Thruster level
31. Front frame erecting lever
32. Kelly frame adjuster lever
33. Kelly frame-free change-over switch
34. Bucket rotation oil pressure gauge
35. Level meter of kelly frame

Others

36. Window washer switch
37. Slow speed change-over switch
38. Slow speed control knob
39. Sight level meter
40. Horn switch
41. Front light switch
42. Front wiper switch
43. Roof wiper switch
44. Heater switch
45. Fuse box
46. Over hoist preventive switch
47. Depth meter (Option)
48. Moment limiter (Option)

Due to company policy of continuous development and improvement, the right is reserved to change the specifications without notice.

10. Rope reeving chart



	Name of rope	Specification of rope	Rope dia.	Rope length
1	Boom hoist	XP7x7+6xWS, ordinary Z-twist C	14mm	130m
2	Kelly rope	Mono rope SP 4xF(ax40) ordinary Z-twist	25mm	100m
3	Aux. drum	IWRC 6xFi(29) Ordinary Z-twist C	22.4mm	70m
4	Pendant rope	IWRC 6xFi(29) Ordinary Z-twist C	32mm	3, 6m

Due to company policy of continuous development and improvement, the right is reserved to change the specifications without notice.

11. Weight and dimensions for transportation

Description		Weight(t)	Dimensions L m x W m x H m	Remarks
Base machine	Base machine	31.99	11.16 x 3.30 x 3.30	With Lower boom, c-weight
		26.80	6.21 x 3.30 x 3.30	Without Lower boom C-weight
	Counterweight (Inner)	5.70	0.51 x 3.00 x 1.46	
	Counterweight (Outer)	8.80	0.63 x 2.99 x 1.46	
Front-end attachments	Lower boom	5.18	7.05 x 2.10 x 2.30	Back-stopper Front frame Cylinder
	Upper boom	1.10	6.40 x 1.22 x 1.44	Pendant ropes
	3m insert boom	0.49	3.10 x 1.22 x 1.48	Pendant ropes
	6m insert boom	0.74	6.10 x 1.22 x 1.48	Pendant ropes
	Kelly drive	2.93	2.00 x 1.90 x 1.40	Kelly frame
	Kelly bar	3.77	16.6 x 0.40 x 0.40	
	7.5t hook	0.05	1.00 x 0.25 x 0.18	

Due to company policy of continuous development and improvement, the right is reserved to change the specifications without notice.

12 . STANDARD SCOPE OF SUPPLY

- 1) **Basic machine : model ed5500 1 unit**
equipped with
 - 5.7 + 8.8 ton counter weight
 - Three drums of main, auxiliary and leader
 - Electric fan in operator’s cab
 - Radio
 - Electric fuel pump
 - Ash tray and sight level gauge with a bubble

- 2) **Earth drill front-end attachments 1 set**
 - 23m lattice boom
 - Kelly drive + 4-stage telescopic kelly bar (Hollow type)
 - Kelly drive frame + erecting cylinder

(OPTIONAL EXTRA DEVICE)

- **Drilling bucket (φ 1000) 1 set**
- **Drilling bucket (φ 1500) 1 set**
- **Depth meter 1 unit**